



INSTRUCTIONS FOR USE
Pro-Ject MC Step Up Box DS3 B

Dear music lover,

thank you for purchasing a Pro-Ject Audio Systems step up transformer.

In order to achieve maximum performance and reliability you should study these instructions for use carefully.



Warning of a hazard for the user, the unit or possible misuse.



Important notice.

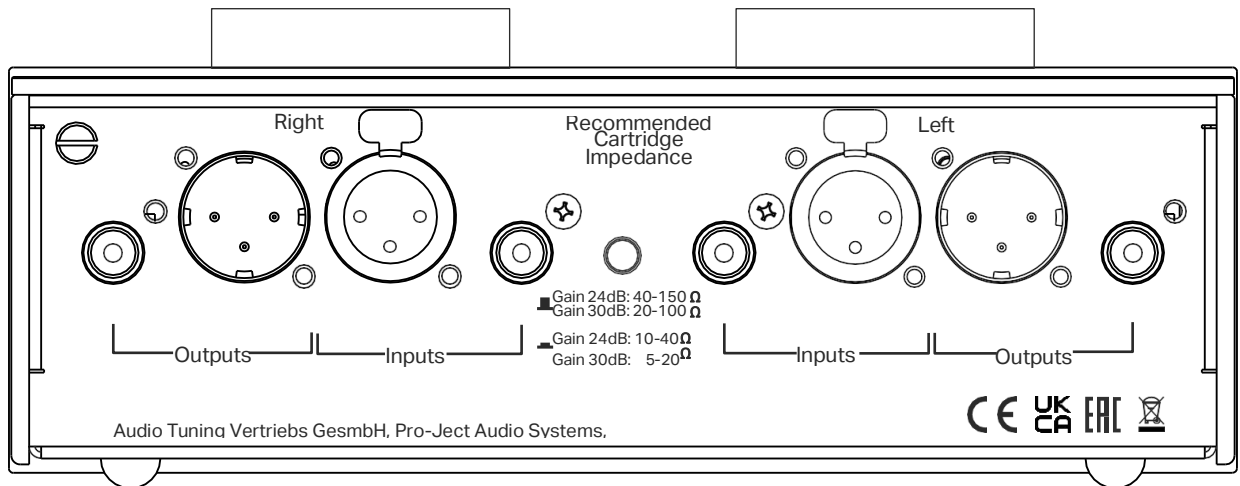
Safety instructions

Never handle the device while your hands are wet or damp.



Avoid letting liquids enter the device. Never place any item containing liquid, such as a flower vase on or near the device. Never spill any liquid on the device or the power supply. Never place any naked flame sources, such as lighted candles on or near the device. The product shall not be used in damp or wet locations, next to a bathtub, sink, swimming pool or any other similar conditions.

Connectors



Take care to connect the left and right channels correctly. The right channel is usually marked red, the left channel black or white.

Do not connect the step-up transformers output to a MC phono input or to a line input on your amplifier.

Connecting the record player

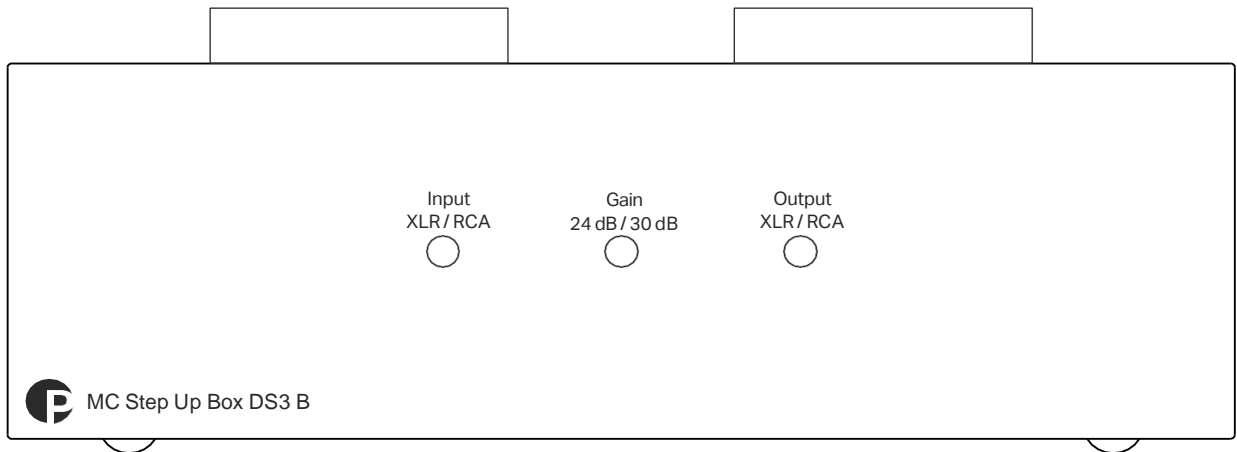
Connect your record player's phono RCA or XLR outputs to the **Left** and **Right Inputs** of the step-up transformer. If you connected the lead to the RCA input, please also connect the grounding wire to the screw terminal of the Phono Box.

Connection to the MM input on amplifier or MM phono stage



Connect the RCA or XLR **Left** and **Right Outputs** of the step-up transformer to a MM phono input on your amplifier or dedicated phono stage.



The MC Step Up Box DS3 B is a passive device, it does not require power.



Input / Output setting

Select between XLR (=button out ) and RCA (button in ) connections with the **Input** and **Output** buttons on the front panel.

Cartridge settings

Push buttons on the backpanel for **Recommended Cartridge Impedance** and frontpanel for **Gain** are used to fine tune the settings for your MC cartridge.

For the **Gain** setting, experiment with both settings to find out which works best with your amplifier or MM phono preamp and the rest of your source devices.

To find out the **Recommended Cartridge Impedance** for your cartridge consult the literature accompanying your cartridge. If in doubt, please consult your dealer.



Remember as with many things analogue: trust your ears. Experiment with different settings and find out what you like most!

Examples:

Ortofon Quintet Red/Blue/Bronze/Black

Impedance >20 ohms -> **Gain** 24 or 30dB; **Recommended Cartridge Impedance** button out 

Ortofon Cadenza Red/Blue/Bronze

Impedance 50-150 ohms -> **Gain** 24 or 30dB; **Recommended Cartridge Impedance** button out 

Ortofon Cadenza Bronze/Black

Impedance >10 ohms -> **Gain** 24 or 30dB; **Recommended Cartridge Impedance** button out  or in 

Technical specifications Pro-Ject MC Step Up Box DS3 B

Frequency response 10Hz-55kHz:	+/-1 dB
Recommended load for output:	47 kOhm //100pF
Input MC:	1x pair RCA phono unbalanced sockets 1 x pair XLR sockets
Output :	1x pair RCA phono unbalanced sockets 1 x pair XLR sockets
Dimensions W x H x D (D with sockets):	206 x 79 x 197 (209) mm
Weight:	1740g

Potential incorrect use and fault conditions

No signal on one or both channels:

No connection between player and phono amplifier or amplifier. This could be due to a faulty plug, broken wire or solder joint or simply loose plug/socket connection.

Wrong input/output selection.

Strong hum:

No earth connection from cartridge or arm, or arm cable to phono amplifier, or earth loop.

Wrong input/output selection.

Service

Should you encounter a problem which you are not able to alleviate or identify, please contact your dealer for further advice. Only if the problem cannot be resolved there, the unit should be sent to the responsible distributor in your country.

Warranty



The manufacturer accepts no responsibility for damage caused by not adhering to these instructions for use. Modification or changes to any part of the product by unauthorized persons release the manufacturer from any liability over and above the lawful rights of the customer.

Copyright, trademarks

Pro-Ject Audio Systems is a registered Trademark of H. Lichtenegger.

This guide was produced by: Pro-Ject Audio Systems
Copyright © 2023. All rights reserved.

The information was correct at the time of going to press. The manufacturer reserves the right to make changes to the technical specification without prior notice as deemed necessary to uphold the ongoing process of technical development.

Waste from Electrical and Electronic Equipment (WEEE): This directive mandates the collection and recycling of electronics and component materials in order to reduce the amount going to landfills. Outside North America, when the user decides to discard this product, it must be sent to a separate collection facility for recycling. Please contact your point of purchase for more details.

EU-Conformity Declaration

We, **Canor spol. s r.o.**
Družstevná 39
08006 Prešov
Slovakia
(manufacturer)

declare under our whole responsibility that the products:

MC Step Up Box DS3 B

which are regularly supplied to

Pro-Ject Audio Systems a division of Audio Tuning GmbH
Margaretenstrasse 98
1050 Vienna,

Austria

to which this declaration relates is in conformity with the following harmonized standards for:

LVD: STN EN 62368-1:2018
EMCD: EN 55032:2015
EMCD: EN 55035:2017

following the provisions of EC directives as follows:

LVD: 2014/35/EU
EMCD: 2014/30/EU

and the EC regulation 1275/2008 and its framework directive 2009/125/EC for energy related products (ErP) according to the test performed under the following technical standard

EN 50564:2011

Pro-Ject Audio Systems a division of Audio Tuning GmbH
1050 Vienna, Austria, Margaretenstrasse 98
info@project-audio.com